

LUXURY VINYL

GREAT BASIN II
fiberglass sheet










771 Landscape

	US Units	Metric Units
Style Number	0874V	
Construction	Residential Resilient - Sheet	
Profile	Direct Glue	
Overall Thickness	0.055"	1.399 mm
Wear Layer Thickness	10 mil (0.01")	0.3 mm
Finish	Opticlean Urethane	
Installation Methods	Direct Glue	
Installation Grade	Above, On, Below	
FloorScore Certified	Yes	
Residential Warranty	10 Years	
Installation	Duratru Resilient Flooring Installation Guide	
Radiant Panel (ASTM E648)	Passes, Class I	

Test Reports may be included or listed by the manufacturing/inventory style number as opposed to the noted selling style number.

Colors

				
170 Legacy Pattern: 36Inch W x 36Inch L Drop: 18Inch	531 Thebes Pattern: 36Inch W x 36Inch L Drop: 18Inch	556 Conquest Pattern: 72Inch W x 36Inch L	557 Shadow Grey Pattern: 72Inch W x 36Inch L	560 Citadel Pattern: 72Inch W x 36Inch L Drop: 18Inch
				
561 Glacier Pattern: 72Inch W x 36Inch L Drop: 0Unknown Empty	565 Sparta Pattern: 72Inch W x 36Inch L Drop: 18Inch	727 Ranger Pattern: 72Inch W x 48Inch L Drop: 0Unknown Empty	732 Sagewood Pattern: 72Inch W x 48Inch L Drop: 0Unknown Empty	771 Landscape Pattern: 36Inch W x 36Inch L Drop: 18Inch

Suggested Adhesive

Style Name	Style Number
SHAW 350 PS ADHESIVE 1 GAL	VS053
153VS	SHAW 350 PS ADHESIVE 4 GAL
024VS	124VS
VS	100SA
SH 4 GAL	VS187

