

LUXURY VINYL

PLATEAU
fiberglass sheet



811 Fireside

	US Units	Metric Units
Style Number	SA605	
Construction	Residential Resilient - Sheet	
Profile	Direct Glue	
Overall Thickness	0.055"	1.399 mm
Wear Layer Thickness	10 mil (0.01")	0.3 mm
Finish	Opticlean Urethane	
Installation Methods	Direct Glue	
Installation Grade	Above, On, Below	
FloorScore Certified	Yes	
Residential Warranty	10 Years	
Installation	Duratru Resilient Flooring Installation Guide	
Radiant Panel (ASTM E648)	Passes, Class I	

Features

Classic designs in only the best colors.

Colors




114 Keystone

Pattern: 29Inch W x 36Inch L
Drop: 14Inch



224 Mission

Pattern: 24Inch W x 36Inch L
Drop: 12Inch




529 Stronghold

Pattern: 29Inch W x 36Inch L
Drop: 14Inch




532 Tavern

Pattern: 48Inch W x 36Inch L
Drop: 12Inch



541 Crossbeam

Pattern: 36Inch W x 36Inch L
Drop: 18Inch




551 Pathfinder

Pattern: 48Inch W x 36Inch L
Drop: 12Inch



602 Outpost

Pattern: 48Inch W x 36Inch L
Drop: 12Inch



721 Manifest

Pattern: 48Inch W x 36Inch L
Drop: 12Inch



811 Fireside

Pattern: 36Inch W x 36Inch L
Drop: 18Inch

Suggested Adhesive

Style Name	Style Number
SHAW 350 PS ADH 1G	VS053
153VS	SHAW SV-1200 1 GAL
100SA	100BA
VS187	101SA

