

# CARPET

## Point Guard 12'

Soft Surface - Shaw Floors



105 Bare Mineral

	US Units	Metric Units
<b>Style Number</b>	<b>Q4855</b>	
<b>Product Type</b>	Soft Surface - Shaw Floors	
<b>Collection</b>	Queen	
<b>Description</b>	Texture	
<b>Fiber</b>	100% ClearTouch® BCF PET Polyester	
<b>Dye Method</b>	Continuous Dyed	
<b>Primary Backing</b>	Polypropylene	
<b>Secondary Backing</b>	ClassicBac®	
<b>Product Size</b>	12 ft	3.66 m
<b>Face Weight</b>	25 oz/yd <sup>2</sup>	847.6 g/m <sup>2</sup>
<b>Finished Pile Thickness</b>	0.41 in	10.41 mm
<b>Gauge</b>	3/16 in	21 per 10 cm
<b>Tufts</b>	8.8 per in	35 per 10 cm
<b>Density</b>	2142 oz/yd <sup>3</sup>	0.079 g/cm <sup>3</sup>
<b>Twist Information</b>	5.0	
<b>Number of Colors</b>	40	
<b>Pill Test</b>	Pass	
<b>FHA Data UM44D</b>		
<b>Certification Number</b>	<a href="#">52314</a>	
<b>Type</b>	I	
<b>Class</b>	1	
<b>Texture</b>	B	
<b>Durability Rating</b>	2.50	
<b>Total Recycled Content</b>	0% (Pre-Consumer 0%   Post-Consumer 0%)	
<b>Warranty</b>	Cleartouch Warranties	
<b>Maintenance</b>	<a href="#">Carpet Care &amp; Maintenance Guide</a>	
<b>Environmental</b>	<a href="#">Environmental Product Declaration (EPD)</a> <a href="#">CRI® Green Label Plus (GLP9984)</a>	

Test Reports may be included or listed by the manufacturing/inventory style number as opposed to the noted selling style number.

## Colors



# Point Guard 12'

# CARPET



# Point Guard 12'

# CARPET



703 Driftwood




704 Taffy



705 Coffee Bean



710 Molasses




720 River Slate



721 Desert Sunrise




740 Barn Beam



801 Red Wine



902 Royal Purple



931 Grape Slushy

